

The Historical State, Local Collective Action, and Economic Development in Vietnam

PET - Economia

Rafael Braz

Universidade de Brasília

20 de agosto de 2020

Autores

- Melissa Dell
Harvard University
- Nathan Lane
Oxford University
- Pablo Querubin
New York University

- Nordeste e Sudeste Asiático
- Dai Viet
- Vietnã do Sul

- Regressão Discontínua
- Canais de persistência
 - Normas informais
 - Ação coletiva
- Diferenças étnicas

Fronteiras históricas do Dai Viet



Breve história da região

- Domínio chinês
- Importância das vilas
- Código legal
- Expansão

Guerras

- 1698 e a retomada das terras
- Nguyen Phuc Nguyen x Chei Chetta II
- A chegada do exército chinês
- Província de Gia Dihn
- A exploração de Mekong

A era da Indochina

- 1862 e controle da Cochinchina
- Dificuldade colonial
- Guerras Mundiais e protestos trabalhistas

Da independência à unificação

- 1954 - Esforço anti-colonial
- 1962 - Reforma Institucional
- 1975 - Unificação territorial e comunista

Diferenciação Cultural

- Dai Viet, Japão e Coreia
- Laos, Siam, Bagan, Khmer, Srivijaya e Majapahit
- China x Mandala

Regressão

- Mudança descontínua nas instituições históricas
- $out_v = \alpha + \gamma DaiViet_v + f(GeographicLocation_v) + \sum_{i=1}^n seg_v^i + \beta dist_hcm_v + \epsilon_v$
- Estoque inicial de capital
- Imigração

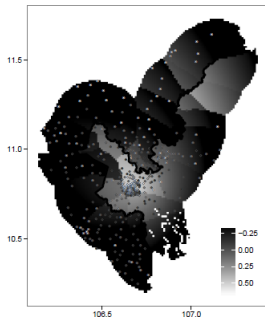
Consumo das famílias atualmente

Dependent variable is log household expenditure. Specification is:

	Lat-Lon	Dist. Bnd.	Lat-Lon & Dist. Polynomial	No Urban HCMC	No HCM Prov.	No Prov. Cap.	No River	Only Bnd.	Consist. Prov. FE	Trim For Migr.	25 to 100 Km	All SVN
	(1)	(2)	(3)	(4)	(5)	(6)	(7)	(8)	(9)	(10)	(11)	(12)
Dai Viet	0.338 (0.051)	0.263 (0.058)	0.283 (0.059)	0.352 (0.053)	0.315 (0.082)	0.333 (0.058)	0.323 (0.062)	0.335 (0.083)	0.405 (0.063)	0.288 (0.048)	0.293 (0.090)	0.346 (0.026)
Obs	4,312	4,312	4,312	3,476	2,560	2,861	3,590	722	4,312	4,233	6,773	25,556
Clusters	450	450	450	362	258	312	374	76	450	450	670	2581

Consumo das famílias atualmente

(a) *Household Consumption*

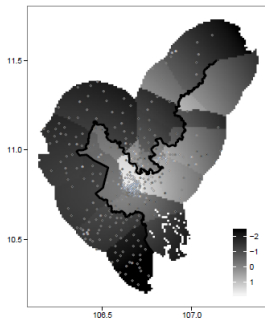


Capital humano

	Dependent variable is:			
	Years Schooling			
	Cohort			
	> 25	25-40	40-60	>60
	(1)	(2)	(3)	(4)
Dai Viet	0.950	0.899	0.989	0.984
	(0.195)	(0.192)	(0.237)	(0.232)
Obs	42,190	17,985	17,273	6,932
Clusters	453	452	453	442
Mean	7.45	8.41	7.67	4.38

Capital humano

(b) *Years of Schooling*



Resultados econômicos: Período Colonial

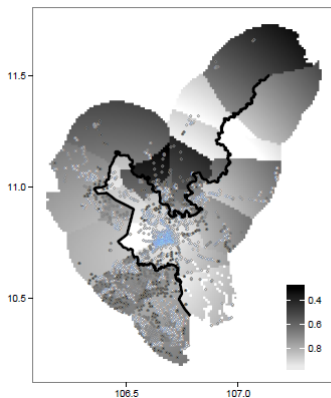
	Dependent variable is:						
	Telegraph Density		Rail/Road Density	Motor Road Density	Rail Density	Paved Road Dens.	Rail Density
	1878 (1)	1901 (2)	1878 (3)	1910 (4)	1910 (5)	1926 (6)	1926 (7)
Dai Viet	0.013 (0.006)	0.061 (0.032)	-0.011 (0.031)	0.058 (0.037)	0.036 (0.021)	0.121 (0.043)	0.007 (0.016)
Obs	691	691	691	691	691	691	691
Clusters	691	691	691	691	691	691	691
Mean	0.01	0.17	0.19	0.42	0.09	0.43	0.06

Resultados econômicos: Vietnã do Sul

Dependent variable is:									
	Log		Non-rice	Manuf.	Surplus	Households	% HH	Land	
	Family	Econ	Food	Goods	Goods	Require	Access	Unfarmed	Pop
	Income	LCA	Avail.	Avail.	Produced	Assist.	Vehic.	Bad Sec.	Growth
	(1)	(2)	(3)	(4)	(5)	(6)	(7)	(8)	(9)
Dai Viet	0.238 (0.043)	0.170 (0.055)	0.279 (0.060)	0.196 (0.065)	0.184 (0.052)	-0.075 (0.038)	0.143 (0.020)	0.009 (0.047)	-0.004 (0.006)
Obs	18,273	2,348	388	388	388	2,330	2,332	330	2,276
Clusters	220	399	388	388	388	397	396	330	396
Mean	9.93	0.83	0.71	0.63	0.44	0.61	0.34	0.26	0.01

Resultados econômicos: Vietnã do Sul

(c) *Economic LCA Index*



- Por quais canais a persistência das normas informais foram maiores que as coloniais ou guerras?
 - Ação coletiva
 - Sociedade Civil
 - Governos locais
 - Opinião pública
 - Guerra do Vietnã
 - Terras e Mercados

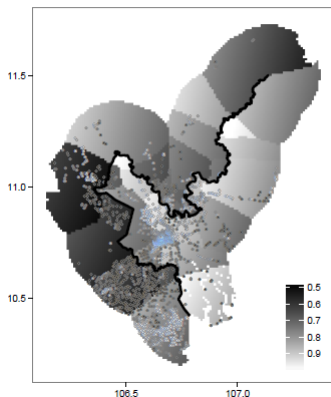
Sociedade civil

Dependent variable is:

	Civil Society LCA (1)	% Households Participate in Civic Org (2)	Econ. Train. (3)	% HH Active in PSDF (4)	Self-Dev. Project Underway (5)	Org. Youth Activ. (6)	Council Convenes Meetings (7)	% HH Attend Govt. Mtgs. (8)	RD Cadre in Hamlet (9)	% HH Part. RD Cadre (10)	Civ. Soc. Provides Assist (11)	Contrib. to Charity Fund (12)
Dai Viet	0.199 (0.033)	0.262 (0.027)	0.211 (0.027)	0.077 (0.028)	0.099 (0.024)	-0.036 (0.033)	-0.011 (0.020)	0.104 (0.028)	0.009 (0.030)	0.174 (0.035)	0.165 (0.042)	0.153 (0.037)
Obs	2,348	2,325	2,348	2,330	388	388	384	2,331	2,337	2,314	2,206	5,889
Clusters	399	397	399	397	388	388	384	397	397	396	388	450
Mean	0.79	0.37	0.22	0.62	0.83	0.78	0.93	0.37	0.76	0.52	0.24	0.65

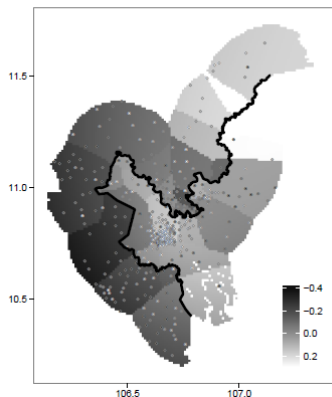
Sociedade civil

(d) *Civil Society LCA Index*



Sociedade civil

(e) *Household Donates to Charity*



Administração local

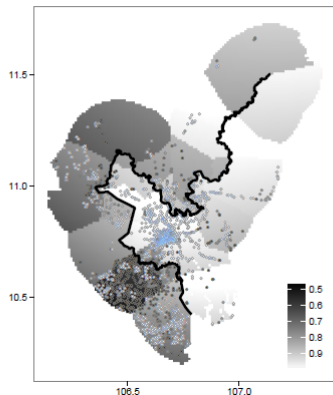
- Dualidade nas falhas governamentais
- Percepção de uma boa administração
- Trabalho civil e coordenação
- Descentralização em 1967

Administração local

	Dependent variable is:								
							<i>Provincial Placebos</i>		
	Local Admin. LCA (1)	Govt. Syst. Taxes (2)	Vilg. Comm. Filled (3)	Vilg. Chief Present (4)	Hamlet Chief (5)	Chief Controls RD Cadre (6)	Lack Prov. Tech. Assist. (7)	Tech. Pers. Visit (8)	Prov. Land Affairs Visit (9)
Dai Viet	0.030 (0.013)	0.060 (0.035)	0.062 (0.028)	0.057 (0.033)	0.036 (0.024)	0.081 (0.020)	0.012 (0.030)	0.003 (0.048)	0.001 (0.055)
Obs	2,348	388	388	388	2,317	382	387	386	308
Clusters	399	388	388	388	396	382	387	386	308
Mean	0.98	0.84	0.87	0.93	0.92	0.88	0.18	0.53	0.72

Administração local

(f) *Public Health Care Provision LCA Index*



Opinião pública

	Dependent variable is:							
	<i>Views of Local Gov.</i>				<i>Views of National Gov.</i>		<i>Civic Engagement</i>	
	Gvt. Responsive Citizens (1)	Local Officials Successful (2)	Knows Vilg Admin. Struct. Well (3)	LTT Fairly Administ. (4)	Natl. Gvt. Performs Poorly (5)	Man. Econ. Poorly (6)	Active in Interest Group (7)	People Decide SDP (8)
Dai Viet	0.098 (0.044)	0.202 (0.075)	0.119 (0.044)	0.350 (0.075)	0.110 (0.040)	0.087 (0.040)	0.395 (0.146)	0.222 (0.052)
Obs	2,779	3,487	1,457	999	2,811	5,778	243	353
Clusters	190	183	89	101	182	215	35	53
Mean	0.37	0.52	0.22	0.57	0.19	0.31	0.18	0.23

A Guerra do Vietnã

	Dependent variable is:											
	Security LCA (1)	VC Forces Present (2)	VC Base Nearby (3)	Vilg. Guerr. Squad (4)	VC Main Squad (5)	VC Activity (6)	VC Taxation (7)	Friendly Forces Nearby (8)	Air/Art. Strike Nearby (9)	U.S. Initiated Attack (10)	SVN (11)	Territ. Forces Present (12)
Dai Viet	0.004 (0.038)	-0.049 (0.035)	-0.035 (0.052)	0.065 (0.038)	-0.102 (0.039)	0.023 (0.032)	-0.014 (0.016)	-0.024 (0.037)	-0.040 (0.031)	-0.000 (0.001)	-0.109 (0.024)	-0.015 (0.026)
Obs	2,348	2,335	390	390	390	2,339	389	389	388	2,358	2,358	2,348
Clusters	399	398	390	390	390	398	389	389	388	400	400	399
Mean	0.83	0.15	0.49	0.20	0.23	0.09	0.07	0.49	0.13	0.00	0.71	0.24

Terras e mercados

- Efeitos persistentes e desigualdade de terras
- Atividades em mercados impessoais
- Instituições mercantis recentes

Terras e mercados

Dependent variable is:								
	Agric. H.H. (1)	Agric. Land Size (2)	Main Job in Industry (3)	Annual (4)	Share Perennial Land Certified (5)	Residential (6)	H.H. Interest Expenses (7)	Employed Informal Sector (8)
Dai Viet	-0.190 (0.034)	-0.020 (0.103)	-0.013 (0.022)	-0.131 (0.031)	-0.149 (0.030)	-0.184 (0.038)	-0.090 (0.032)	-0.069 (0.021)
Obs	16,419	4,518	20,357	462	449	445	4,553	20,343
Clusters	453	285	453	192	190	189	251	453
Mean	0.24	0.87	0.25	0.93	0.92	0.91	0.25	0.62

Conclusões

- Cultura e instituições
- Governo central
- Nordeste asiático e outros exemplos

The Historical State, Local Collective Action, and Economic Development in Vietnam

PET - Economia

Rafael Braz

Universidade de Brasília

20 de agosto de 2020